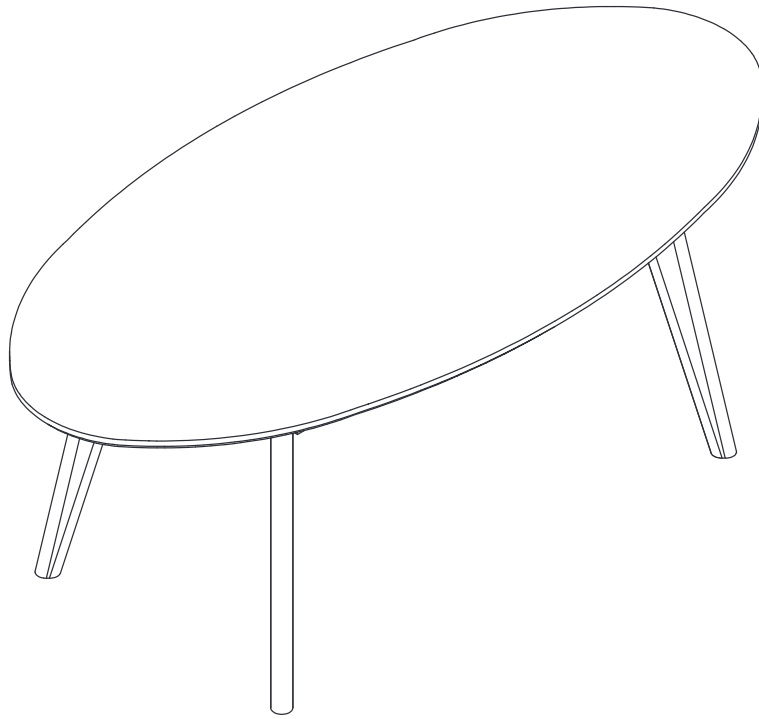


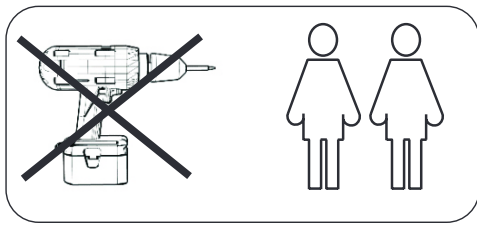
ASSEMBLY INSTRUCTION

YUMI COFFEE TABLE OVAL





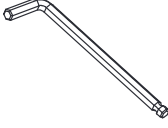




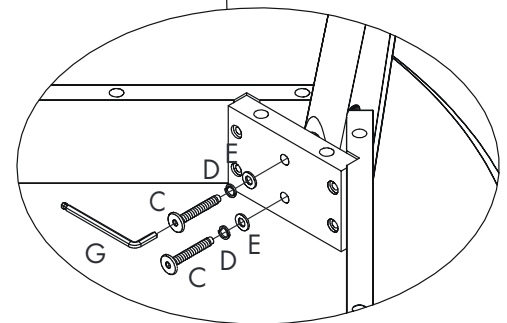
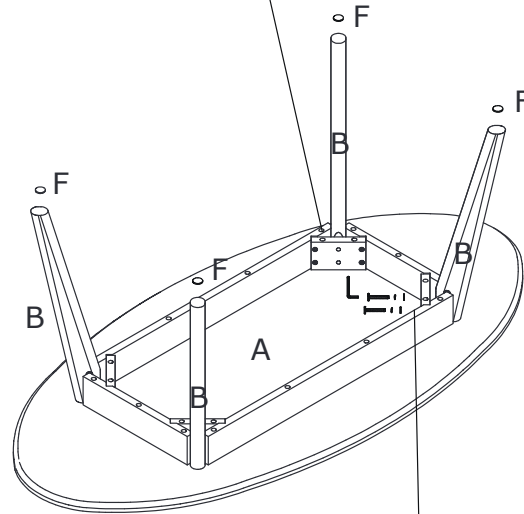
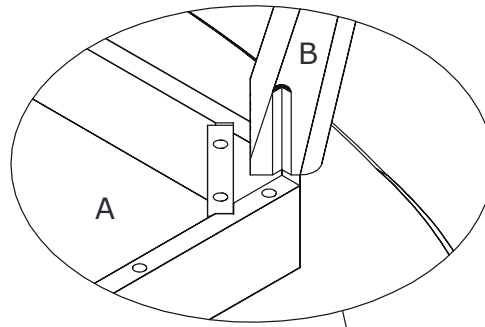
ROWICO

HOME



1

<p>Ax1</p> 	<p>Cx8</p>  <p>M6×60MM</p>
<p>Bx4</p> 	<p>Dx8</p>  <p>Ø10.4/Ø6.5</p>
<p>Gx1</p>  <p>Ø4</p>	<p>Ex8</p>  <p>Ø16/Ø6.5</p> <p>Fx4</p>  <p>Ø20</p>



OBS!

För att optimera ytans tålighet, bör ett lager vax appliceras innan produkten tas i bruk. Därefter bör det upprepas regelbundet eller vid behov.

Attention!

To optimize resistance of top surface, a layer of wax should be applied before using the product. Then it should be repeated periodically or when needed.